



# GRESB Infrastructure Asset Benchmark Report

2022

ITS ConGlobal

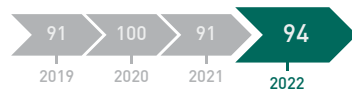
AMP Capital

# 2022 GRESB Infrastructure Asset Benchmark Report

ITS ConGlobal | AMP Capital

GRESB Rating  
★★★★★

## Participation & Score



## Peer Comparison



### Nature of Ownership:

Private (non-listed) entity

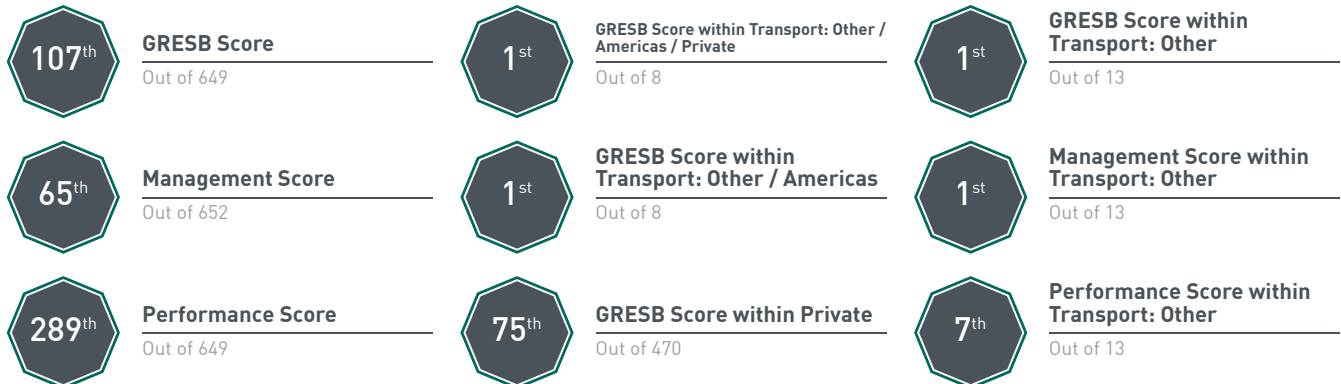
### Sector:

Transport: Other

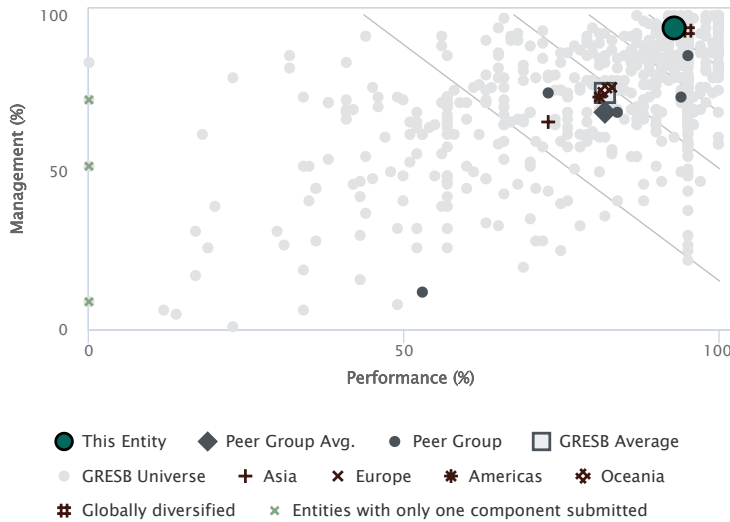
### Location:

United States of America

## Rankings



## GRESB Model



**GRESB Score**

GRESB Average 79

Peer Average 77



**Management Score**

GRESB Average 30

Benchmark Average 28



**Performance Score**

GRESB Average 49

Benchmark Average 49

## ESG Breakdown



**Environmental**

GRESB Average 32

Benchmark Average 32



**Social**

GRESB Average 29

Benchmark Average 28

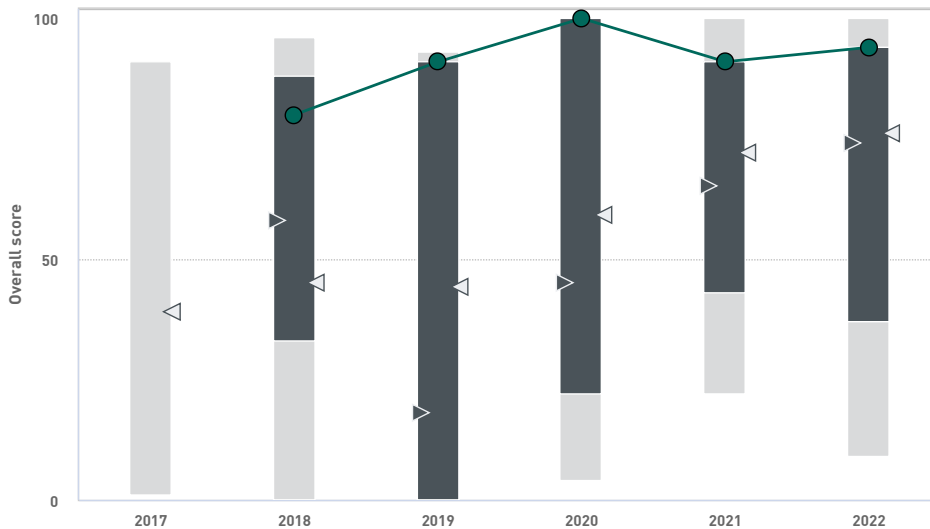


**Governance**

GRESB Average 18

Benchmark Average 17

## Trend



2022 Score change ↗ +3

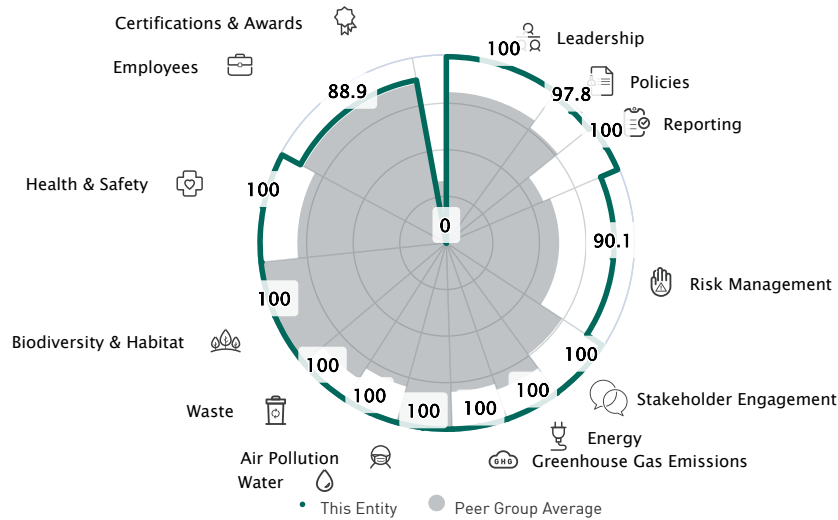
2022 Rating change

★★★★★ +0

### Peer group allocation

Each asset participant is assigned to a peer group, based on the entity's business activities and geographical location. To ensure participant anonymity, GRESB will only create a peer group if there is a minimum of six participants allocated to the peer group, the participant and five other peers. Peer group assignments do not affect an asset's score, but determine how GRESB puts an Assessment participant's results into context.

## Aspect, Strengths & Opportunities



### MANAGEMENT COMPONENT


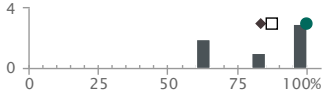

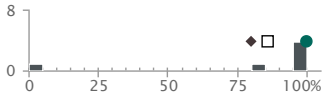

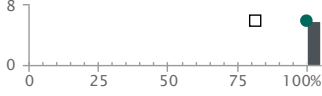

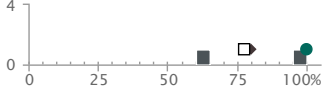

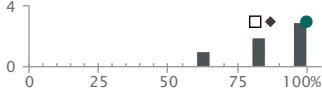

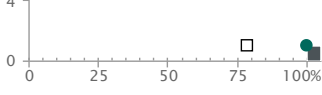

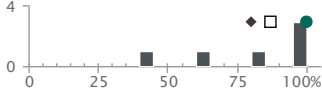

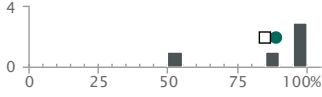

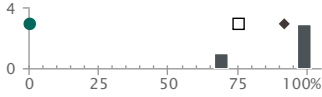

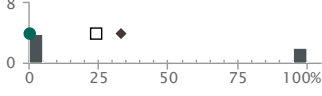
United States of America | Transport: Other | Maintenance and operation (6 entities)

ASPECT	Number of points	Weight in Component	Weight in GRESB Score	Points Obtained	Benchmark Average	Benchmark Distribution
Leadership	10 points	25%	10%	10	8.1	
Policies	4.32 points	10.8%	4.3%	4.22	3.31	
Reporting	4.28 points	10.7%	4.3%	4.28	2.43	
Risk Management	15.68 points	39.2%	15.7%	14.12	9.5	
Stakeholder Engagement	5.72 points	14.3%	5.7%	5.72	4.25	

### PERFORMANCE COMPONENT

United States of America | Transport: Other | Maintenance and operation (6 entities)

ASPECT	Number of points	Weight in Component	Weight in GRESB Score	Points Obtained	Benchmark Average	Benchmark Distribution
Implementation	0 points	0%	0%	Not scored		
Output & Impact	0 points	0%	0%	Not scored		

ASPECT Number of points	Weight in Component	Weight in GRESB Score	Points Obtained	Benchmark Average	Benchmark Distribution
 Energy 4.76 points	7.9%	4.8%	4.76	3.97	
 Greenhouse Gas Emissions 4.76 points	7.9%	4.8%	4.76	3.81	
 Air Pollution 4.76 points	7.9%	4.8%	4.76	4.76	
 Water 4.76 points	7.9%	4.8%	4.76	3.81	
 Waste 4.76 points	7.9%	4.8%	4.76	4.13	
 Biodiversity & Habitat 9.52 points	15.9%	9.5%	9.52	9.52	
 Health & Safety 9.52 points	15.9%	9.5%	9.52	7.62	
 Employees 14.28 points	23.8%	14.3%	12.69	12.43	
 Customers 0 points	0%	0%	0	0	
 Certifications & Awards 2.88 points	4.8%	2.9%	0	0.96	

## Entity & Peer Group Characteristics

This entity		Peer Group (6 entities)	
<b>Primary Geography:</b>	United States of America	<b>Peer Group Geography:</b>	United States of America
<b>Sector:</b>	Transport: Other	<b>Peer Group Sector:</b>	Transport: Other